

# DC/DC Ultra Wide Input Converter ECU 20 Watt Series



DC/DC converter module with input to output isolation of 1'500 VDC • Pi-filter at input • Continuous short circuit proof • High efficiency • Low output ripple and noise • Low silhouette • Metal case with a non conductive base plate, six-sides shielded • Remote on/off control • External output voltage adjust • SMD technology • 2"x1.6" case • Low profile • UL, cUL 1950 certified

DC/DC Konverter-Modul mit galvanischer Trennung Eingang / Ausgang von 1'500 VDC • Pi-Filter am Eingang • Dauerkurzschlussfest • Hoher Wirkungsgrad • Gute Werte von Ripple und Spikes • Geringe Bauhöhe • Metallgehäuse mit isolierender Bodenplatte, 6seitig abgeschirmt • Externer Ausgangsspannungsabgleich • Inhibit • SMD Technologie • 2"x1.6" Gehäuse • Niedriger Querschnitt • UL, cUL 1950 zertifiziert

Module convertisseur CC/CC avec séparation galvanique entrée sortie 1'500 VDC • Filtre en Pi à l'entrée • Protection courts-circuits permanente • Rendement élevé • Ondulation résiduelle de sortie très faible • Profile bas • Boîtier en métal blindé 6 faces avec fond isolé • Ajustement externe de la tension de sortie • Inhibit • Technologie CMS • 2"x1.6" boîtier • profilé bas • Approbation UL, cUL 1950

## Product range

## Typenübersicht

## Sommaire des types

Model	Input range	Input nominal	Output Uout	Output Iout max.	No load input current	Operating temperature	Efficiency typ.
ECU24-3V320	9...36 VDC	24 VDC	3.3 VDC	4000 mA	typ. 15 mA	For all models: -25...+71°C	78%
ECU24-0520	9...36 VDC	24 VDC	5.1 VDC	4000 mA	typ. 15 mA		81%
ECU24-1220	9...36 VDC	24 VDC	12.0 VDC	1670 mA	typ. 15 mA	or maximum case	83%
ECU24-1520	9...36 VDC	24 VDC	15.0 VDC	1330 mA	typ. 15 mA	temperature of 100°C	83%
ECU24-050520	9...36 VDC	24 VDC	±5.1 VDC	±2000 mA	typ. 20 mA	(refer to derating curve)	83%
ECU24-121220	9...36 VDC	24 VDC	±12.0 VDC	±833 mA	typ. 20 mA		83%
ECU24-151520	9...36 VDC	24 VDC	±15.0 VDC	±666 mA	typ. 20 mA		83%

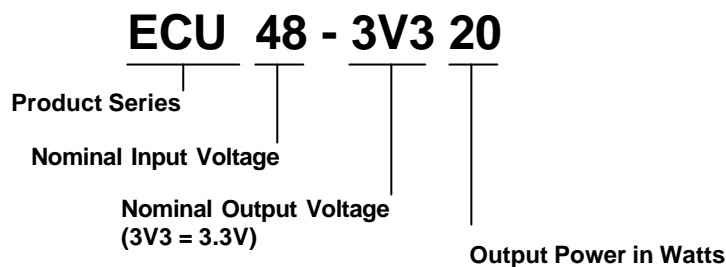
Continued, see page 2

Model	Input range	Input nominal	Output Uout	Output Iout max.	No load input current	Operating temperature	Efficiency typ.
ECU48-3V320	18...72 VDC	48 VDC	3.3 VDC	4000 m A	typ. 10 mA	For all models: -25...+71°C	78%
ECU48-0520	18...72 VDC	48 VDC	5.1 VDC	4000 m A	typ. 10 mA		82%
ECU48-1220	18...72 VDC	48 VDC	12.0 VDC	1670 m A	typ. 10 mA	or maximum case temperature of 100°C	84%
ECU48-1520	18...72 VDC	48 VDC	15.0 VDC	1330 m A	typ. 10 mA		84%
ECU48-050520	18...72 VDC	48 VDC	±5.1 VDC	±2000 mA	typ. 15 mA	(refer to derating curve)	84%
ECU48-121220	18...72 VDC	48 VDC	±12.0 VDC	±833 mA	typ. 15 mA		84%
ECU48-151520	18...72 VDC	48 VDC	±15.0 VDC	±666 mA	typ. 15 mA		84%

## Nomenclature

## Nomenklatur

## Nomenclature



## Specifications

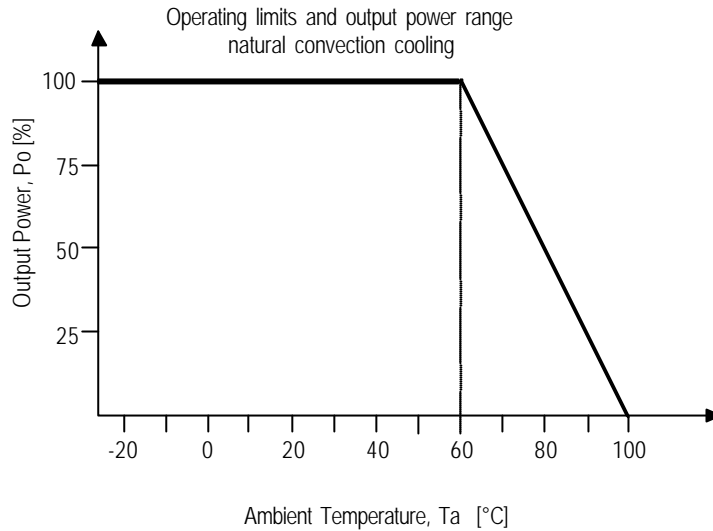
## Spezifikationen

## Spécifications

All values refer to an ambient temperature of 25°C and nominal rated values where nothing else is specified

Output voltage accuracy	Ausgangsspannungsgenauigkeit	Précision de la tension de sortie	±1% of Uout nom. (+output) ±2% of Uout nom. (-output)
Ext. outout voltage adjustment	Ext. Ausgangsspannungsabgleich	Adjustement ext. de la tension de sortie	±10%
Ext. outout voltage balance	Abgleich zwischen den Ausgängen	Balance des sorties	±1.0%: dual output
Transient Response	Sprungcharakteristic	Réponse en transitoires	25% Step load change <600u sec.
Residual output ripple and noise [BW 20 MHz]	Ausgangsspannungsrippel und noise [BW 20 MHz]	Ondulation résiduelle et bruit de sortie [BW 20 MHz]	75 mVpp max.
Short circuit protection	Kurzschlussfestigkeit	Protection courts-circuits	continuous
Line regulation (Umax...Umin)	Leitungsregulierung (Umax...Umin)	Régulation ligne (Umax...Umin)	±0.5% max @ Iout nom.
Load regulation (100...25%)	Lastregulierung (100...25%)	Régulation charge (100...25%)	±0.5% max.
Isolation voltage	Isolationsspannung	Tension d'isolement	1'500 VDC
Isolation resistance	Isolationswiderstand	Résistance d'isolement	>100 MOhm
Switching frequency	Schaltfrequenz	Fréquence de découpage	typ. 300 kHz
MTBF (MIL-HB 217E at 25°C)	MTBF (MIL-HB 217E bei 25°C)	MTBF (MIL-HB 217E à 25°C)	>1'000'000 hrs.
EMC Conducted and radiated	EMV Leitungsgebunden und abgestrahlt	EMC Emis et conduit	EN55022/11 Class B with external capacitor
Temperature coefficient	Temperaturkoeffizient	Coefficient de température	typ. ±0.02% per °C
Storage temperature	Lagertemperatur	Température de stockage	-55...+105°C
Case material	Gehäusematerial	Matière du boîtier	Copper, black coated with non-conductive base; grounded
Soldering information	Lötinformationen	Information de soudage	275°C for 10 sec.
Weight	Gewicht	Poids	approx. 54 g

## Deratingcurve



Derating -2.5%/°C at ambient operating temperature range 60°C to 100°C. If ambient temperature (Ta) > 60°C then max. allowed output power (Po) can be calculated:

$$Po [\%] = 100\% - ((Ta - 60^{\circ}\text{C}) \times 2.5\%)$$

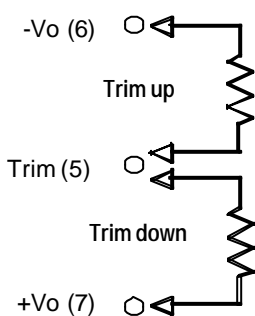
## Additional Functions

## Zusatzfunktionen

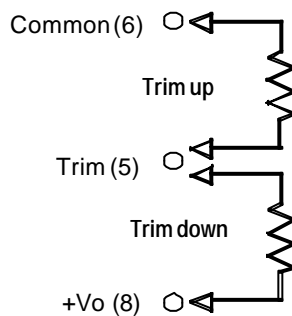
## Fonctions compl.

### External Output Trimming

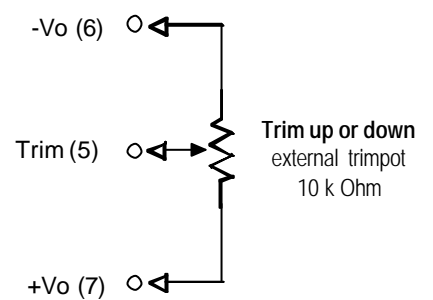
Single Output:



Dual Output\*:



Output may be externally trimmed ( $\pm 10\%$ ) with a fixed resistor or an external trimpot as shown for a single output:

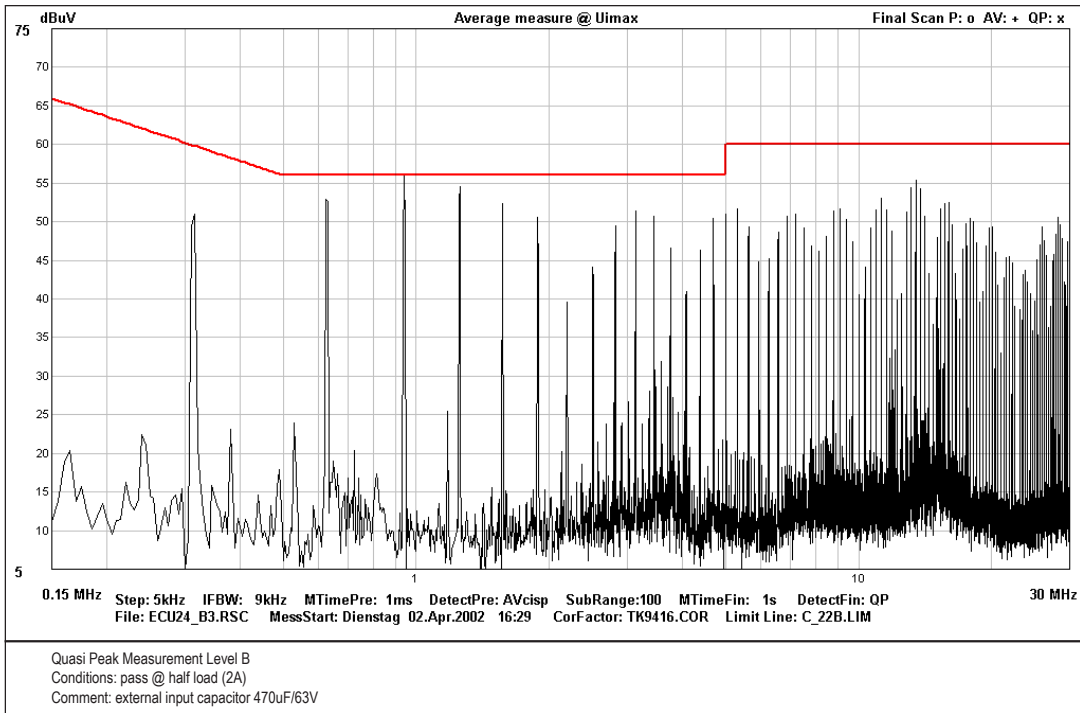


\*) The trim for the dual output is trimming -Vo and +Vo simultaneously and proportional.

### Remote On/Off Control

Logic Compatibility.....CMOS or Open Collector TTL  
 Output-ON.....> +5.5 VDC or Open Circuit  
 Output-OFF.....< 1.8 VDC  
 Control Common.....Referenced to Input Minus

**EMC information ECU24-0520 EN55022/11 Class B**

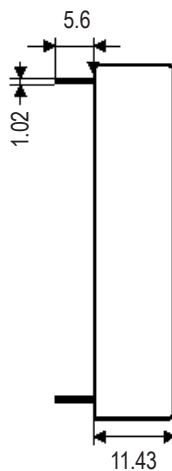
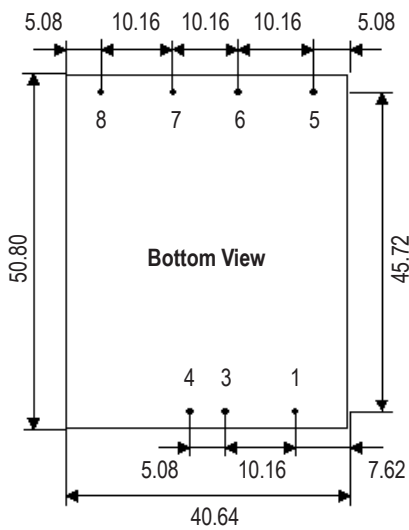


Case

Gehäuse

Boîtier

All dimensions in mm. Normal tolerance  $\pm 0.2$  mm; Pin distance tolerance  $\pm 0.05$  mm



**Pinning Type Single Output**

Pin	Function
1	On/Off
-	-
3	- Vin
4	+ Vin
5	Trim
6	- Vout
7	+ Vout
8	No Pin

**Pinning Type Dual Output**

Pin	Function
1	On/Off
-	-
3	- Vin
4	+ Vin
5	Trim
6	- Vout
7	Common
8	+ Vout

## Cleaning

The modules are cleanable with the today's known and in the electronics industry usually used products.

Due to the different cleaning processes and new available products, we highly recommend to do a compatibility test when using the converters the first time.

## Waschen

Die Module sind waschbar mit den heute bekannten und in der Elektronikindustrie üblichen Reinigungsmitteln.

Bedingt durch die verschiedenen Reinigungsprozesse und neu auf den Markt kommenden Mittel, raten wir dringend, beim Ersteinsatz der Konverter eine Verträglichkeitsprüfung vorzunehmen.

## Lavage

Les modules sont lavables avec les solvants couramment utilisés dans l'industrie électronique.

Dû aux différents processus de lavage et aux nouveaux détergents disponibles sur le marché, il est strictement recommandé de faire un test de compatibilité avant la première utilisation.

## Own Notes:

**Notice:** All statements, technical information, and recommendations related to FABRIMEX's products are based on information believed to be reliable, but the accuracy or completeness thereof is not guaranteed. Before utilizing the product, the user should determine the suitability of the product for its intended use.

Switzerland:  
FABRIMEX AG • Industriestrasse 4B • Volketswil  
Post Address: P.O.Box • CH-8603 Schwerzenbach  
Tel: +41-44-908 13 40 • Fax: +41-44-908 13 00  
Internet: <http://www.fabrimex.com>



**FABRIMEX**  
POWER SUPPLIES

Germany:  
CAC FABRIMEX GmbH • D-89543 Gerstetten  
Tel: 07323/ 950-0 • Fax: 07323/ 95050